

English Study Notes: Family Tree

By: Teacher Rose

1. What is a Family Tree?

A **family tree** is a **diagram that shows family relationships**.

It looks like a tree — with **branches** that show how family members are connected.

Grandparents






Parents





Children

2. Family Vocabulary

Here are common family words to know:

 Family Member	 Meaning	 Example Sentence
father	male parent	My father works in a school.
mother	female parent	My mother loves cooking.
parents	father and mother	My parents are kind.
son	male child	Their son is in Grade 6.
daughter	female child	The daughter plays the guitar.
brother	male sibling	My brother is funny.
sister	female sibling	My sister likes drawing.
grandfather	father's or mother's father	My grandfather tells stories.
grandmother	father's or mother's mother	My grandmother bakes cookies.
uncle	father's or mother's brother	My uncle lives in Canada.
aunt	father's or mother's sister	My aunt is a nurse.
cousin	child of your uncle or aunt	My cousin is my best friend.
nephew	brother's or sister's son	I have one nephew.
niece	brother's or sister's daughter	My niece is 3 years old.

3. Useful Phrases

 Question	 Answer Example
Who is your father's father?	He is my grandfather.
Who is your mother's sister?	She is my aunt.
How many brothers do you have?	I have one brother.

Is she your cousin?	Yes, she is my cousin.
---------------------	------------------------

4. Grammar Focus – Possessive Form

We use 's to show belonging.

Example:

- John's father = the father of John
- Maria's mother = the mother of Maria

More examples:

- **My brother's name** is Jake.
- **Sarah's mother** is a teacher.

5. Sample Sentences

1. This is my **family tree**.
2. My **father's name** is Mark.
3. My **mother** is kind and caring.
4. I have one **brother** and two **sisters**.
5. My **grandparents** live in the province.

6. Quick Activity Ideas

A. Vocabulary Match:

Match words to pictures (father, aunt, cousin, etc.)

B. My Family Tree Project:

Draw your family tree and label each person.

C. Speaking Practice:

Talk about your family for one minute using "This is my..." or "He/She is my..."

7. Key Points to Remember

- A **family tree** shows **who is related to whom**.
- Use **possessive 's** to show relationships.
- Practice speaking about family using simple sentences.
- Always use **capital letters** for names.